



Diagnostic and Intraoperative



Scan of the head, neck and limbs in standing position



Easy to move



Motion correction system



Smart technology



Multimodality



BEYOND IMAGING





The Company

Imaginalis is a leading company in imaging technology and an international consolidated corporation with over 400 installations worldwide. It is our mission to provide healthcare professionals with superior diagnostic and intra-operative imaging daily. The headquarters are located in Sesto Fiorentino, Florence, Italy and host the departments of S&M, R&D, manufacturing, warehouse and QA/regulatory.

87BR000001_EN_rev. 2024/05

IMAGINALIS S.r.l

Via Morandi, 13-15
Sesto Fiorentino (FI) Italy
info@imaginalis.it
service@imaginalis.it
(+39) 055 0463727

-  imaginalis.it
-  [@imaginalis_srl](https://www.instagram.com/imaginalis_srl)
-  [/ImaginalisSrl](https://www.facebook.com/ImaginalisSrl)
-  [imaginalis-srl](https://www.linkedin.com/company/imaginalis-srl)



Pegaso Evolution



IMAGINALIS

Multimodality

High Definition Volumetric Imaging (HDVI)
Computed Tomography and Fluoroscopy
in one device.

Diagnostic and intraoperative use

Diagnostics, preoperative, intraoperative and
post-operative environments: our technology
offers full capabilities.

Easy to move with compact design

Our machines easily move around clinical rooms,
passing through a standard door.

Smart technology

Our technology significantly reduces
infrastructure and maintenance costs. Key
advantages include low electrical consumption,
remote technical assistance, and compact design.

Hard tissue and soft tissue

Outstanding image quality in hard and
soft tissues.

Pegaso Evolution



Our High Definition Volumetric Imaging (HDVI) technology represents the most advanced stage of **Flat Panel CT** technology. It offers exceptional diagnostic imaging for both **hard and soft tissues**, in diagnostic settings and intraoperative theaters. It is the gold standard for orthopedic applications.

Pegaso enhances safety and usability by enabling the scanning of a standing horse's head, neck, and limbs.

